

ASSEMBLY INSTRUCTIONS USE AND MAINTENANCE
FOLDING SEAT

BARIATRIC SERIE

G02






ANTIMICROBIAL



RECYCLABLE PRODUCT

Thank you for purchasing this Ponte Giulio item. This product has been manufactured in respect of the safety requirements provided by law

CODE		L x L1	e	
G02JDL31	 L L1	34 5/8" x 22 5/8"	36,37 lb	1000 lb
G02JDR31	 L L1	34 5/8" x 22 5/8"	36,37 lb	1000 lb



= Lbs = Rated load



= Read carefully
and keep this manual

e

= Lbs = Net Weight




= No percussion



1 – unfasten hinge bracket
from legs temporarily. Retain
fastener for step 18




2 – remove pivot bolt from flange plates.




3 – repeat for all 3 flanges




4 – return pivot bolts to pivot assembly once the flanges are unattached




5 – mark a level line on the wall 19" from the finish floor using a straight edge



6 – find template and remove adhesive cover



7 – using the level line as a guide align the top edge of the template




8 – check if temporary template is secure. Check to make sure that there is suitable backing at each of the 12 pilot hole points. If backing is not present at all 12 fastening points STOP and prepare wall before moving forward with the next step



9 – make a small pilot hole at all 12 fastening points. When finished remove template



10 – attach flange securely to the wall use photo 12 as a guide



11 – confirm flange installation



12 – with flange covers pulled back, position the seat pivot assemblies near the flange



13 – remove the pivot bolt



14 – align pivot assemblies with the flange holes.



15 – thread pivot bolt through flange plate hole, pivot assembly, and out the other side of the flange plate hole




16 – tighten the three pivot bolt and nut to 20N of force. The seat should move up and down with a small amount of user efforts, and should not move independently



17 – refasten the hinge bracket to each leg



18 – snap flange covers into place



19 – adjust feet so they contact the floor securely

LIMITED WARRANTY

If this product fails due to a defect in material or workmanship during the time of periods listed below for each product, Ponte Giulio USA Corp. will replace or repair it free of charge. Simply contact Ponte Giulio at +1 877 766 8301 for replacement information.

EXCEPTIONS AND RESTRICTIONS

This warranty does not cover products which have not been installed or used in accordance with the instructions concerning installation and use set forth in the owner's manual or installation instruction, and when the recommendations and warning included are not observed.

This warranty does not cover products that have been modified or dismantled partially or totally, or have been used in a negligent fashion and as consequence has suffered damages attributable to the consumer, individual, or hardware not authorized by Ponte Giulio. This warranty does not cover products which have been abused, damaged, altered, misused, cut or worn, making substitutions or modifying this product in any way will void your warranty.

This warranty does not cover the damages as a result of disaster such as fire or acts of god, including flooding, earthquake, or electric storms, etc.

LIMITATION OF LIABILITY

Other than the limited warranty stated above, to the extent permitted by law, Ponte Giulio disclaims all other implied or express warranties, including all warranties of merchantability and/or fitness for a particular purpose. This warranty is your sole remedy and Ponte Giulio shall not be liable for any damages (whether direct, incidental, special, consequential, exemplary or otherwise, including lost revenues and lost profits) arising out of any theory of recovery, including statutory, contract or tort. Notwithstanding the term of any limited or implied warranty, or in the event that any limited or implied warranty, or in the event that any limited warranty fails of its essential purpose, in no event will Ponte Giulio's entire liability exceed the purchase price of this product, some states and provinces do not allow the exclusion or limitation of incidental or consequential damages so the above limitations or exclusions may not apply to you this limited warranty gives you specific legal rights, and you may also have other rights which vary from state to state and province to province. Ponte Giulio assumes no liability for any personal injury or property damage caused by improper assembly, installation or use of this product.

INSTALLATION

The installation of the device must be carried out only by competent and qualified personnel who will have to use the most suitable fixing screws according to the various types of walls. Installers must make sure that the wall by the fixing plate is perfectly flat, without any protruding joints or tiles, that the wall's structure is suitable for fixing the safety support and that there are no weak points. Only use 4 screws for each fixing plate. The omission or non efficiency of one screw will dangerously reduce the safety support's load resistance. The omission or non efficiency of 2 or more screws does not guaranty the device's resistance. The screws in the packaging are suitable only and exclusively for wood stud application. For other wall types please contact the technical department of Ponte Giulio

Before use to verify the correct assembly of the device by simulating the use.

The tilting must be only by a slight effort of the user.

Periodically check the tightening of the screws as shown in Figure 16

CLEANING AND MAINTENANCE

DO NOT USE abrasive liquid detergents. Chlorine (Bleach) does not improve the aseptic aspect of the equipment and could lead to opacity and deterioration of the material.

DO NOT USE hot air with a temperature over 80°C (175°F) for drying the device.

DISPOSAL

The user is responsible for disposal, which must be carried out in compliance with the laws of the country of installation. The devices are not manufactured with substances that are harmful or hazardous to health and the environment. All their components are recyclable and/or reusable. In order to protect the environment, the device is manufactured with percentages of recycled materials.

For proper disposal, it is necessary to separate the plastic and Pvc from and place them separately to authorized collection centers.

In case of any doubts, refer to the technical department of Ponte Giulio

The device was designed and constructed to facilitate the use of the bath for the elderly or with disabilities or limited mobility, offering them a solid support

For further information please visit the website www.pontegiulio.com or contact the technical department of Ponte Giulio