

Application

Ideal for use where Lead Free* valves are required. The Zurn Wilkins Model ZW3870XLT Aqua-Gard® Thermostatic mixing valve is designed to be installed at the point of use under sinks and sensor faucets to assist in the prevention of scalding. The valves rapid response and precise temperature control meet the stringent standards of ASSE 1070 listed for fixtures, sinks, lavatories or bathtubs. The ZW3870XLT will mix hot and cold water from the distribution system to a final safer temperature outlet range of 95-115°F (35-46°C). The 3/8" compression fittings make this valve ideal for residential and commercial applications.

Standards Compliance

- ASSE® Listed 1070
- IAPMO® Listed
- CSA® Certified
- Meets the requirements of NSF/ANSI 61-9* (0.25% MAX. WEIGHTED AVERAGE LEAD CONTENT)

Features

Sizes: 3/8"
 Nickel Plated
 Outlet Temp. Range 95-115°F(35-46°C)
 Temperature Hot Supply 120-195°F max. (49-90.5°C)
 Temperature Cold Supply 40-75°F(4.4-23.8°C)
 Set Temperature Accuracy +/- 3°F(1.78°C)
 Max. Working Pressure (inlet) 145 psi
 Temperature must be field set
 Max. Pressure Differential is 15 psi between Hot & Cold inlets
 Flow rate @ 45 psi pressure loss 3.10 gpm
 Min. Flow Rate 0.35 gpm
 Integral check valves and strainer screen on hot and cold supply

ZW3870XLT 3 PORT (1 Hot in, 1 Cold in, 1 Mixed out)
 ZW3870XLT-4P 4 PORT (1 Hot in, 1 Cold in, 1 Cold out, 1 Mixed out.)



XL LEAD FREE

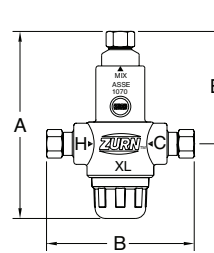


NSF/ANSI 61-9

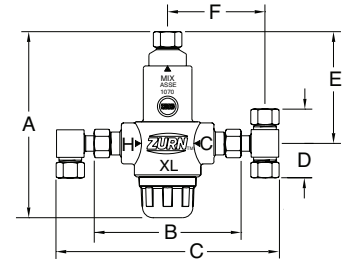


Materials

Body Low Lead Cast Bronze ASTM B 584 w/Nickel Plating
 Internal brass ASTM B 456 Service Condition #2
 Low Lead Brass, ASTM B 927 UNS C27450
 Piston Polysufone
 Guide Tube Noryl GFN2
 Spring 300 Series Stainless Steel
 Seals Viton
 Checks Acetal Co-Polymer



ZW3870XLT

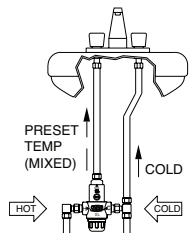
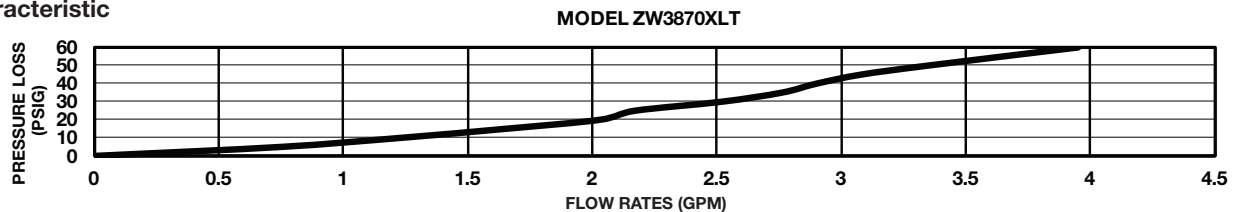


ZW3870XLT-4P

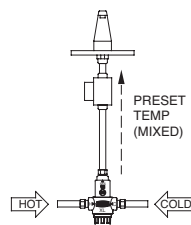
Dimensions & Weights (do not include pkg.)

MODEL	SIZE		DIMENSIONS (approximate)												WEIGHT	
			A		B		C		D		E		F			
	in.	mm	in.	mm	in.	mm	in.	mm	in.	mm	in.	mm	in.	mm	lbs.	kg.
ZW3870XLT	3/8	9.5	4 27/32	123	4 3/16	106.3	5 55/64	149	2 1/32	52	2 27/32	72.2	2 1/2	64	1.2	.6

Flow Characteristic



INDIVIDUAL USE
 ZW3870XLT-4P



SINGLE USE
 ZW3870XLT

Piping Instructions

The device is designed to be installed at a single outlet. It may be used to supply individual outlets when there is sufficient supply pressure. It is suggested to use ball valves on the hot and cold inlet supplies.