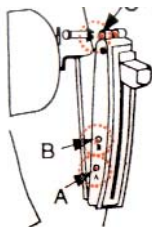


INSTRUCTION SHEET

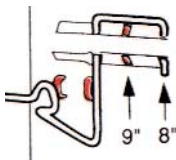
1. HOW TO ADJUST PAPER FEED LENGTH TO 2.5" OR 4"

- Preset in 5" length, keep stop pin in (C) position.
- 2.5" or 4" paper feed length adjustment pull stop pin from (C) position then insert it into the hole either (B) 2.5" or (A) 4".
- Squeeze prongs on one end of pin together while pulling on the other end to remove pin from the hole.



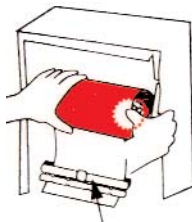
2. HOW TO ADJUST THE WIDTH OF PAPER FROM 8" TO 9"

- Pre-set position 8" width towel roll.
- 9" width adjustment
 - Lift left holder bracket up out of the retainer. Please use a screwdriver to pry, if it is tight.
 - Move holder to 9" slot, then push down to lock in place.



3. HOW TO PUT A NEW ROLL INTO EMPTY CABINET

- Place a new roll on the top towel holder from left to right and roll it freely.
- Put the end of towel paper behind the front white plastic roller then pinched against the black rubber roller above wood roller.
- Press the handle to make sure paper feeding, then close the cover.

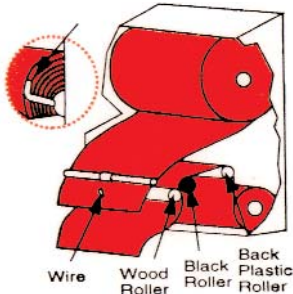


Front Plastic Roller

4. HOW TO PUT NEW ROLL WITH AUTO FINISH OF STUB ROLL

When the in-use roll is smaller than diameter gauge of right holder bracket, please take the following procedure.

- Take off stub roll paper from towel holder brackets only, do not withdraw the paper from the feed path.
- Pull the front white plastic roller forward then remove the empty roll core from bottom of retainer and throw away.
- Lay stub roll into bottom of cabinet behind the back white plastic roller with towel paper feeding over the top of plastic roller.
- Put a new roll towel paper with the end of towel paper behind the front white plastic roller and pierce through the wire tip.
- Press the handle to make sure the paper feeding from stub roll.
- The new roll will start when stub roll is finished.



5. PUSH-BUTTON OPTION

- Push-button to be included in hardware package.
- Raise the end of lock spring, do not overstress spring.
- Slide push-button under lock spring and drop button through hole.

