



DRYER MOUNTING TEMPLATE

Fix this card on the wall.

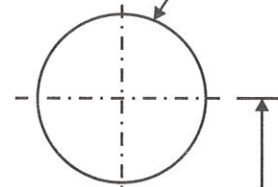
Drill 4 holes

(A. B. C. D. 5/16" (8 mm) diameter: 1-3/8" (35 mm) depth.)

CONNECT DESCRIPTION

1. Secure the base plate on the wall provided.
2. The conduit in place by suitable 1/2 inch trade conduit fitting.
3. Connections:
 - A. Connect the live wire colored red (or brown) to The terminal block where marked "L".
 - B. Connect the neutral wire colored black (or blue) To the terminal block where marked "N".
 - C. Connect the earth wire colored green and yellow (or green, note bare earth wires should be sleeved With green and yellow or green sleeving) to the Ground washer where marked with the earth symbol. ⊕

Ø22 (Ø7/8")
ELEC. K.O



8-27/64" (214 mm)

Required Heights

Men's	43"
Ladies	41"
Children, ages 11-17	39"
Children, ages 3-10	33"
Handicapped	35"

Important Information

This Product falls within the scope of the Waste Electrical & Electronic Equipment Directive 2002/96 EC. (WEEE)

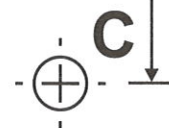
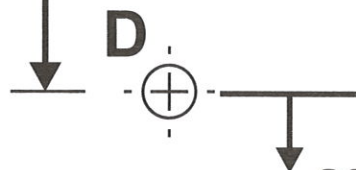


NOTE:

This Product should not be disposed of with household waste. Please recycle where facilities exist. Check with your local authority for recycling advice.

17/64" (6.5 mm)

4-13/64" (122 mm)



39" (100 cm) from the ground is suitable