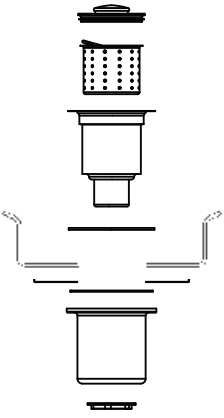
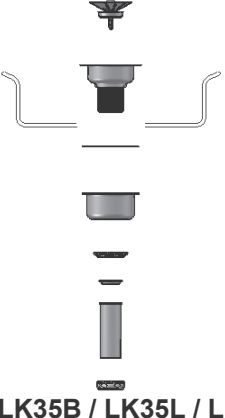
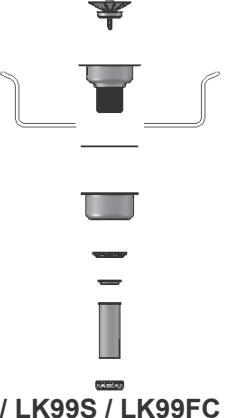
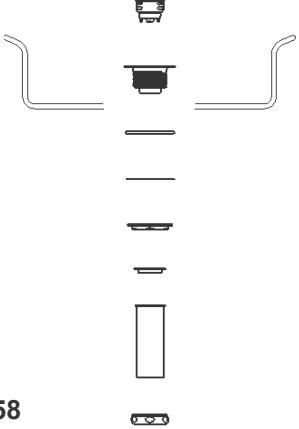
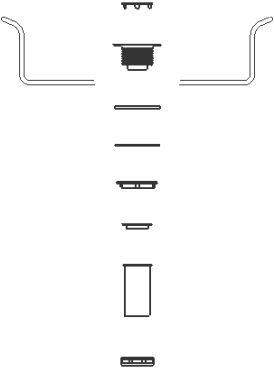
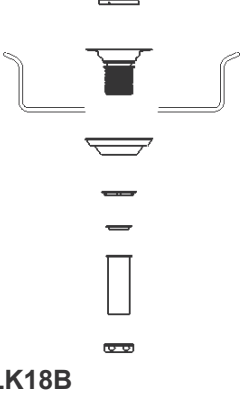
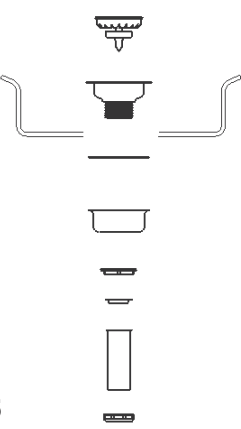
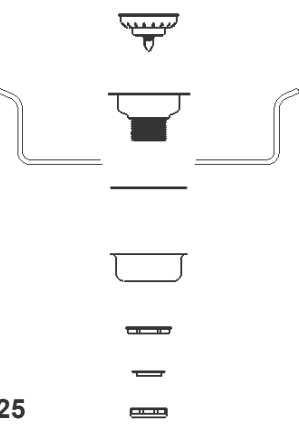
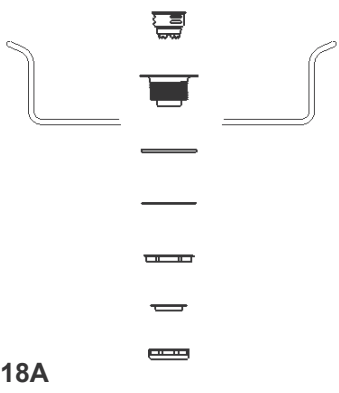


Installation Instructions

Drains

 <p>LKDD</p>	 <p>LK35 / LK35B / LK35L / LK335</p>	 <p>LK99 / LK99S / LK99FC / LK99FCS</p>
 <p>LK58</p>	 <p>LK8</p>	 <p>LK18 / LK18B</p>
 <p>LKJ35</p>	 <p>D1125</p>	 <p>D5018A</p>

INSTRUCTIONS:

- 1) APPLY GOOD QUALITY PLUMBER'S PUTTY OR SEALANT TO UNDERSIDE OF STRAINER BODY OR TOP OF SINK DRAIN FLANGE AREA.
- 2) ASSEMBLE AND TIGHTEN SECURELY ALL COMPONENTS IN SEQUENCE AS ILLUSTRATED.
- 3) CHECK FOR LEAKS.