



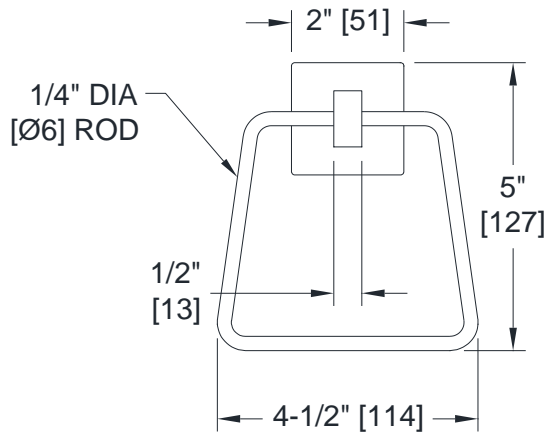
**AMERICAN SPECIALTIES, INC.**  
 441 Saw Mill River Road, Yonkers, NY 10701  
 (914) 476.9000 • (914) 476.0688  
 www.americanspecialties.com

**MODEL №:** 7385

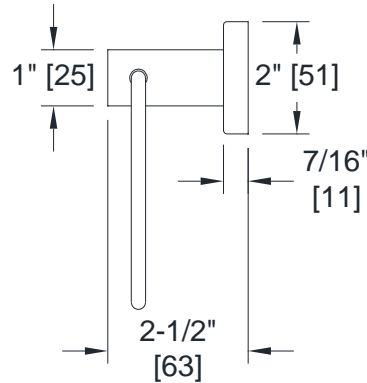
**ISSUED:** JAN 1987

**REVISED:** 2 MAY 2022

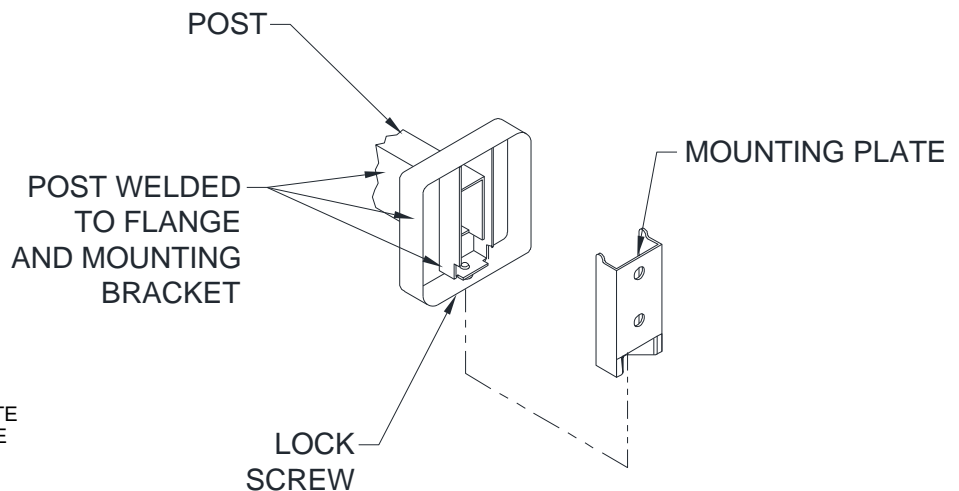
**TOWEL RING**



**FRONT VIEW**



**SIDE VIEW**



**CONCEALED MOUNTING DETAIL**

**NOTE**

ALL DIM'S INCH [MM]

ILLUSTRATION FOR REF ONLY AND NTS

FOR CLEANING INSTRUCTIONS SEE APPROPRIATE SECTIONS IN PRODUCT CARE & MAINTENANCE BULLETIN (PCM) ON ASI WEBSITE

**SPECIFICATION**

Towel Ring shall be fabricated of stainless steel alloy 18-8, type 304. Support post shall be 1/2" [13] x 1" [25] rectangular tubing with formed mounting flange and bracket welded on end. Ring shall be formed from 1/4" Dia [Ø6,4] stainless steel rod. Mounting plate shall be included and shall be 18 gage. A stainless steel setscrew shall be provided on bottom perimeter of flange to lock unit to mounting plate. Surface finish shall be satin finish, bright finish or Powder Coated (PC) Matte Black finish as chosen by option and indicated by code suffix.

**Towel Ring shall be Model № 7385 (add -S for Satin Finish, -B for Bright Finish or -41 for PC Matte Black Finish) of American Specialties, Inc., 441 Saw Mill River Road, Yonkers, NY 10701-4913**

**INSTALLATION**

Surface mount unit on door or wall using № 10 self-threading flat, oval or pan head screws (by others) through holes provided in mounting plate into suitable prepared mountings (by others) or other suitable mounting hardware (by others) to suit door or wall conditions. Hang post and flange assembly on mounting plate and tighten setscrew to lock unit to plate. For compliance with 2010 ADA Accessibility Standards, 2015 ABA Standards and ANSI 117.1 Standards install unit with centerline of towel ring 48" [1219] Maximum Above Finished Floor.