

Hand Dryer Benefits  
Planning Guide - pg 2



Airforce™ - pg 3



AirMax™ - pg 4



Model A Series - pg 5



Nova® 1 and Nova® 2 - pg 6



Nova® 4 and Nova® 5 - pg 7



NoTouch™, Airspeed™  
and Electric-Aire™ - pg 8

Hair Dryers - pg 9

**BACK COVER** - pg 10  
Baby Changing Stations  
Mounting Heights Chart



# WORLD DRYER

## *Hand Dryers*



800-323-0701  
[www.worlddryer.com](http://www.worlddryer.com)

# WHY CHOOSE HAND DRYERS?

The benefits of using hand dryers over paper towels

## Hand Dryers

### ENVIRONMENTAL

Hand dryers save trees from being cut down and made into paper towels.

Paper towels can be made from recycled paper, but they cannot be recycled. They create millions of cubic feet of waste in landfills.

The production of paper towels is twice as energy-intensive as the use of hand dryers and creates more greenhouse gases.

It takes more energy to produce 2 paper towels than it does to run a typical high speed hand dryer.

To make one ton of recycled paper, it takes 7,000 gallons of water, 158 million BTUs of energy; and 60 pounds of pollutants go into the atmosphere.

Over its lifetime, just one hand dryer will produce 3.0 tons less CO<sub>2</sub> than the production of the towels it replaces. (4.6 tons vs 1.6 tons of CO<sub>2</sub>)

A school using 30 hand dryers saves one ton, or 17 trees worth of paper towels per year.

The United States Postal Service identified hand dryers as the single most cost and waste reduction alternative in their Pollution Prevention Study.

### FINANCIAL

Hand dryers operate on pennies a day.

Installing hand dryers in public washrooms reduces hand drying expense by an average of 90-95% when compared to paper towels.

The average payback for hand dryers is 12-18 months.

Paper costs continue to rise.

### MAINTENANCE

The use of paper towels involves constant ordering, stocking, cleaning, and disposal.

Hand dryers eliminate paper towel waste and disposal issues, including plumbing problems due to clogged paper towels.

### SAFETY AND VANDALISM

Paper towels clog toilets, litter floors and can be fire hazards.

World Dryers® are built to take abuse.

Overflowing trash bins are a source for potential fires.

The cast iron models are literally bullet proof.

### HYGIENIC

Hand dryers are more sanitary than paper or linen roller towels.

The AirForce™ dryers are embedded with SteriTouch anti-microbial additive to protect from the build-up of germs, mold and bacteria.

Hand dryers eliminate paper towel waste and disposal issues.

Dirty towels overflow and litter floors.

Studies have found that hand dryers can reduce the spread of micro-organisms compared to paper towels.

Touchless dryer models prevent contamination of buttons, knobs and levers.

Bacteria laden paper towel waste creates a negative image for your customer's business.

### CONVENIENCE

Run out of towels? No worries with hand dryers.

Hand dryers are always on duty.

## Planning Guide

### PLANNING GUIDE

The environmentally responsible method to dry your hands

#### QUANTITY ESTIMATE

Average traffic: 1 dryer per 2 washbasins  
Heavy traffic: 1 dryer per washbasin  
54" Bradley sink: 4 dryers per sink

#### DRYER PLACEMENT

Hand dryers should be placed at least 2 feet apart, near but not over the washbasin. In congested areas dryers should be placed to create a traffic flow from wash basin to dryer to exit. Automatic dryers should be placed more than 18" above or away from projections, which may interfere with the operation of the automatic sensor.

More information available online: [www.worlddryer.com](http://www.worlddryer.com)




AirMax™ XM5-972  
Automatic, Surface Mounted



J-970  
Surface Mounted

### SPECIFICATIONS

Airforce™ Model J, J4, and J48 hand dryers shall be manufactured by or for World Dryer® Corporation. Dryer assembly to be housed in a die cast Aluminum housing finished in chrome plating or housing finished in epoxy paint that is incorporated with SteriTouch® antimicrobial additive. Motor shall be universal brush type operating at 34000 RPM and shall be thermally protected. Dryer shall be activated by an automatic active infrared sensor controlled by a circuit board with 1 second run-on time and 30 second vandal shut-off. Control board to have conformal coating. Dryer shall provide a 40°F temperature rise, and PC/ABS internal housing components to be V0 or V5 flame retardant. Hand dryers shall be listed under re-examination service of Underwriters Laboratories, Inc. 

### INSTALLATION

Airforce™ hand dryers require a dedicated 15 AMP circuit, and must be properly grounded. GFI circuit protection is recommended. One side of dryer should be mounted to a stud.

# AIRFORCE™ HAND DRYERS

Another innovative breakthrough from World Dryer®



J-974  
Surface Mounted


### MODEL NUMBERS

| COVER COLOR | MOUNTING OPTIONS | 120 volt Models | *208/230 volt Models | 220 volt / 50 Hz Export |
|-------------|------------------|-----------------|----------------------|-------------------------|
| White       | Surface          | J-974           | *J4-974              | J48-974                 |
| Black       | Surface          | J-162           | *J4-162              | J48-162                 |
| Chrome      | Surface          | J-970           | *J4-970              | J48-970                 |

| ELECTRICAL | Volts | 120  | 208/230 | 230  |
|------------|-------|------|---------|------|
|            | Amps  | 9.6  | 4.8     | 4.8  |
|            | Watts | 1100 | 1100    | 1100 |
|            | Hertz | 60   | 60      | 50   |

\* Available soon!

| RECESSING KIT  | KJR-973 | KJR-973 | KJR-973 |
|--|---------|---------|---------|
| Stainless Steel, ADA Compliant  |         |         |         |

### MEASUREMENTS

| Surface units       | Unit Measurements                   | 10.7" H x 8.9" W x 6.5" D<br>272 mm x 226 mm x 165 mm  |
|---------------------|-------------------------------------|--|
|                     | Weight                              | 7 lbs / 3.18 kgs                                       |
|                     | Shipping Dimensions                 | 11.7" H x 10.8" W x 7.2" D<br>297 mm x 274 mm x 183 mm |
|                     | Recessing Kit (separate from dryer) | Unit Measurements                                      |
| Weight              |                                     | 8 lbs / 3.6 kgs  |
| Shipping Dimensions |                                     | 5" H x 13.8" W x 24.9" D<br>338 mm x 351 mm x 76 mm    |

Dryer protrudes 3.5" from the wall with the use of a recessing kit.

### AIRFORCE™ FEATURES

High speed, fast 12 second dry time

Sound level of 83 dB

Extremely low power consumption at 1100 watts

Automatic infrared activation ensuring optimum hygiene levels

Drastically reduces the spread of harmful bacteria, mold and fungi

Available with a white, black or chrome cover, surface mounted or ADA compliant with a recessed kit

Sleek design prevents dirt from collecting and is easy to clean

WARRANTY  
5 year limited



### ENVIRONMENTALLY FRIENDLY

Airforce™ is GreenSpec® listed. Products selected for the GreenSpec list are considered to be the top of class and environmentally preferable, based on USGBC Building Green's criteria. Airforce™ can help earn LEED credits based on EA Credit 1 for optimized energy performance.

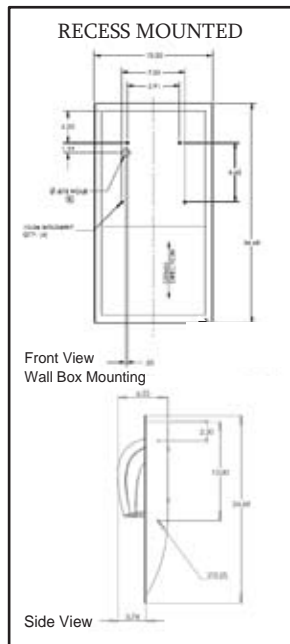
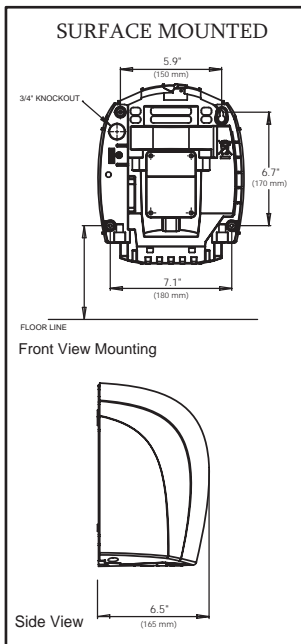


### STERITOUCH® ANTIMICROBIAL

Airforce™ utilizes SteriTouch® patented anti-bacterial technology. SteriTouch® protects from the build-up of germs, mold and bacteria and makes the dryer easy to clean.

SteriTouch® is an antimicrobial additive designed to reduce the growth of harmful organisms such as bacteria, mold and fungi, while remaining entirely safe for even the most sensitive applications.

SteriTouch® is effective against many organisms, including bacteria such as methicillin resistant staphylococcus aureus (MRSA), escherichia coli, pseudomonas aeruginosa, salmonella enteritidis and listeria monocytogenes, and molds such as aspergillus niger.



Drawings not to scale



**DXM5-973**  
Automatic, Surface Mounted



**XRM5-Q974**  
Automatic, Recess Mounted



**M5-974**  
Push Button, Surface Mounted

# AIRMAX™ HAND DRYERS

Models M5, XM5, DM5, DXM5, RM5, XRM5 and DXRM5

## MODEL NUMBERS

Chart shows automatic activation only. For push button, see note below.

| COVER MATERIAL  | COVER COLOR | MOUNTING OPTIONS | 115 volt Models | 208/230 volt Models | 220 volt / 50 Hz Export |
|-----------------|-------------|------------------|-----------------|---------------------|-------------------------|
| Cast Iron       | White       | Surface          | XM5-974         | XM54-974            | XM548-974               |
|                 | Beige       | Surface          | XM5-468         | XM54-468            | XM548-468               |
|                 | White       | Recessed         | XRM5-Q974       | XRM54-Q974          | XRM548-Q974             |
|                 | Beige       | Recessed         | XRM5-Q468       | XRM54-Q468          | XRM548-Q468             |
| Steel           | White       | Surface          | DXM5-974        | DXM54-974           | DXM548-974              |
| Stainless Steel | Polished    | Surface          | DXM5-972        | DXM54-972           | DXM548-972              |
|                 | Brushed     | Surface          | DXM5-973        | DXM54-973           | DXM548-973              |
|                 | Brushed     | Recessed         | DXRM5-Q973      | DXRM54-Q973         | DXRM548-Q973            |
| ELECTRICAL      | Volts       |                  | 115             | 208/230             | 230                     |
|                 | Amps        |                  | 20              | 10                  | 10                      |
|                 | Watts       |                  | 2300            | 2300                | 2300                    |
|                 | Hertz       |                  | 60              | 60                  | 50                      |

## ACTIVATION: PUSH BUTTON vs AUTOMATIC

The above chart is for automatic activation only. For push button models, remove the "X" from the model number.

\* Push button is not available in Stainless Steel recessed units.

Example:  
M5-974

## WORLD STONE COVERS - Available for surface mounted, automatic units only

Use a cast iron model number with the following suffixes:

674- White, 668-Beige, 662-Ebony, 655 Granite Grey

Example:  
XM5-668

## UNIVERSAL NOZZLES

AirMax dryers only come with a fixed Universal nozzle.

## AIRMAX™ FEATURES

15 second dry time: twice as fast as other hand dryers!

Uses 1/2 the energy per dry of standard dryers

Sound level of 83.3dB

Available in a variety of cover options, push button or automatic, surface mounted or ADA compliant recessed models

## WARRANTY

10 year limited

5 year on sensor

3 year on motor brushes

## ENVIRONMENTALLY FRIENDLY

AirMax™ is GreenSpec® listed. Products selected for the GreenSpec list are considered to be the top of class and environmentally preferable, based on USGBC Building Green's criteria. AirMax™ can help earn LEED™ credits based on EA Credit 1 for optimized energy performance



## SPECIFICATIONS

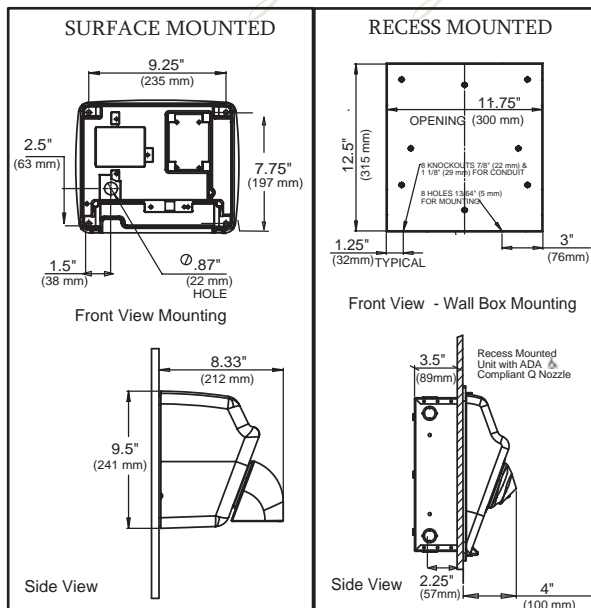
AirMax™ Models M5, XM5, DM5, DXM5, RM5, XRM5 and DXRM5 hand dryers shall be manufactured by or for World Dryer® Corporation to include a cover of 1/4" thick cast iron with porcelain enamel finish, 14 gauge polished or brushed 304 stainless steel, 14 gauge epoxy coated Cold Rolled Steel, or 1/4" thick WorldStone Thermoset Polymer. Motor shall be universal type, 1/6 HP at 12,000 RPM. Dryer shall deliver 275 cubic feet per minute of air volume (9960 LFM). Timer shall be electromechanical cam style with 25 AMP rated switch to operate dryer for 20 seconds on push button units. Infrared sensor detects hands, initiates and terminates drying on automatic units. Recessed units are made with cast iron covers and use a 16-gauge steel wall mounting box. Hand dryers shall be listed under reexamination service of Underwriters Laboratories, Inc.



## MEASUREMENTS

| Unit Measurements   |            | Surface  | 11.3" W x 9.6" H x 8.1" D<br>287 mm x 244 mm x 100 mm |
|---------------------|------------|----------|---|
|                     |            | Recessed | 13.1" W x 13.8" H x 4" D<br>333 mm x 351 mm x 100 mm  |
| Weight              | Cast Iron  | Surface  | 29 lbs / 13.18 kgs                                    |
|                     | Cast Iron  | Recessed | 35 lbs / 15.91 kgs                                    |
|                     | Steel      | Surface  | 18 lbs / 8.18 kgs                                     |
|                     | WorldStone | Surface  | 16 lbs / 7.27 kgs                                     |
| Shipping Dimensions |            | Surface  | 13" L x 10" W x 11.5" H<br>330 mm x 254 mm x 292 mm   |
|                     |            | Recessed | 15" L x 15" W x 11.2" H<br>381 mm x 381 mm x 284 mm   |

## AIRMAX™ and MODEL A MOUNTING DIAGRAMS



Drawings not to scale

# Model A Series

## MODEL A SERIES HAND DRYERS

Models A5, XA5, DA5, DXA5, RA5, XRA5 and DXRA5



**XA5-662**  
Automatic Surface Mounted



**XRA5-Q974**  
Automatic Recess Mounted



**A5-974**  
Push Button Surface Mounted

### MODEL A FEATURES

- Superior engineering and high performance
- Sound level of 75 dB
- Quality materials provide maximum durability and vandal resistance
- Available in a variety of cover options, push button or automatic, surface mounted or ADA compliant recessed models
- Universal nozzle is shipped fixed and is easily convertible to swivel

### WARRANTY

10 year limited, 5 year on sensor, 3 year on motor brushes

### MODEL NUMBERS

Chart shows automatic activation only. For push button, see note below.

| COVER MATERIAL  | COVER COLOR | MOUNTING OPTIONS | 115 volt, 20 amp Models | 115 volt, 15 amp Models | 208/230 volt Models | 277 Volts Models | 220 volt / 50 Hz Export |
|-----------------|-------------|------------------|-------------------------|-------------------------|---------------------|------------------|-------------------------|
| Cast Iron       | White       | Surface          | XA5-974                 | XA52-974                | XA54-974            | XA57-974         | XA548-974               |
|                 | Beige       | Surface          | XA5-468                 | XA52-468                | XA54-468            | XA57468          | XA548-468               |
|                 | White       | Recessed         | XRA5-Q974               | XRA52-Q974              | XRA54-Q974          | XRA57-Q974       | XRA548-Q974             |
|                 | Beige       | Recessed         | XRA5-Q468               | XRA52-Q468              | XRA54-Q468          | XRA57-Q468       | XRA548-Q468             |
| Stamped Steel   | White       | Surface          | DXA5-974                | DXA52-974               | DXA54-974           | DXA57-974        | DXA548-974              |
| Stainless Steel | Polished    | Surface          | DXA5-972                | DXA52-972               | DXA54-972           | DXA57-972        | DXA548-972              |
|                 | Brushed     | Surface          | DXA5-973                | DXA52-973               | DXA54-973           | DXA57-973        | DXA548-973              |
|                 | Brushed     | Recessed         | DXRA5-Q973              | DXRA52-Q973             | DXRA54-Q973         | DXRA57-Q973      | DXRA548-Q973            |
| ELECTRICAL      | Volts       |                  | 115                     | 115                     | 208/230             | 277              | 230                     |
|                 | Amps        |                  | 20                      | 15                      | 10                  | 8.5              | 10                      |
|                 | Watts       |                  | 2300                    | 1725                    | 2300                | 2300             | 2300                    |
|                 | Hertz       |                  | 60                      | 60                      | 60                  | 60               | 50                      |

### ACTIVATION: PUSH BUTTON vs AUTOMATIC

The above chart is for automatic activation only. For push button models, remove the "X" from the model number.

\* Push button is not available in Stainless Steel recessed units.

Example:  
A5-974

### WORLD STONE COVERS - Available for surface mounted, automatic units only.

Use a cast iron model number with the following suffixes: 674- White, 668-Beige, 662-Ebony, 655 Granite Grey

Example:  
XA5-668

### UNIVERSAL NOZZLES

All Model A dryers come with a fixed Universal nozzle that can be easily adjusted during installation (or thereafter) to a swivel nozzle. For specification purposes, a model with a "5" in the model number (indicating a fixed nozzle) is the same as a model without the "5" (indicating a swivel nozzle).

Example:  
order an A5-974 if an  
A-974 is specified

### COVER MATERIALS FOR AIRMAX™ and MODEL A SERIES

#### COVER OPTIONS

#### CAST IRON COVERS

Cast Iron provides the ultimate in durability and vandal-resistance. The 1/4" thick cast iron with porcelain enamel construction makes this option suitable for areas such as train/bus stations, schools, theaters, airports, and prisons.

#### STEEL COVERS

They are both durable and economical. Grade 304 stainless steel covers are vandal resistant and offer a touch of elegance.

#### WORLD STONE COVERS

Provide a durable, cost effective option to traditional metal covers. Available for Model A and AirMax™, surface mounted, automatic hand dryers. Embedded with antimicrobial agents to promote hygiene. Material originally developed for use in high temperature, demanding aerospace and automotive applications.



White  
674



Beige  
668



Ebony  
662



Granite Grey  
655

### SPECIFICATIONS

Models A5, XA5, DA5, DXA5, RA5, XRA5 and DXRA5 hand dryers shall be manufactured by or for World Dryer Corporation® to include a cover made of 1/4" thick cast iron with porcelain enamel finish, 14 gauge polished or brushed 304 stainless steel, 0.08" thick epoxy coated Cold Rolled Steel, or 1/4" thick WorldStone Thermoset Polymer. Motor shall be universal type, 1/10 HP at 7500 RPM. Dryers shall deliver 200 cubic feet per minute of air volume (7300 LFM). Timer shall be electromechanical cam-style with 25 AMP rated switch to operate dryer for 30 second period on push button units. Infrared sensor detects hands, initiates and terminates drying on automatic units. Recessed units are made with cast iron or 304 stainless steel covers and use a 16-gauge steel wall mounting box. Hand dryers shall be listed under reexamination service of Underwriters Laboratories, Inc.



### INSTALLATION

AirMax™ and Model A hand dryers require a dedicated 20 AMP circuit, and must be properly grounded. GFI Circuit protection is recommended. One side of dryer should be mounted to a stud.

# NOVA 1® HAND DRYERS

Nova 1® and Nova 1® Plug-in hand dryers are multi-voltage units that are suitable for light traffic areas and are quiet.



Nova 1® - 0830  
Automatic Surface Mounted



Nova 1® Plug-in - 0833  
Automatic Plug-in Mounted

*Nova Series*

**NOVA 1® FEATURES**  
Surface mounted, automatic activation, and ADA compliant

Nova 1® is multi-voltage (100 VAC to 240 VAC), Nova 1® Plug-in works on 120 volt

Thermally protected motor, tamper resistant screws

Nova 1® Plug-in offers hassle free, quick installation

Sound level of 76dB

**WARRANTY**  
2 year limited

## MODEL NUMBERS

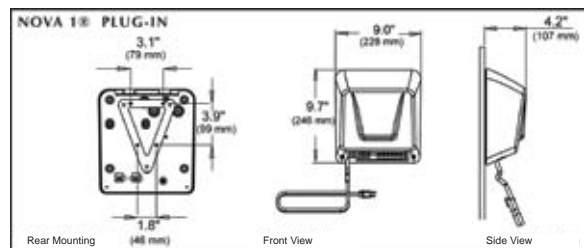
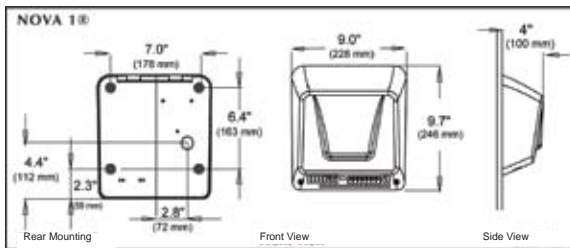
| MOUNTING OPTIONS | Surface Mounted | Surface Mounted    |      |
|------------------|-----------------|--------------------|------|
|                  | Hard wired      | Plug-in            |      |
| Model Number     | 0830            | 0833               |      |
| Cover Color      | White           | White              |      |
| ELECTRICAL       | Volts           | 115, 120, 208, 240 | 120  |
|                  | Amps            | 10,6,5             | 8    |
|                  | Watts           | 1150               | 1150 |
|                  | Hertz           | 60 or 50           | 60   |

## MEASUREMENTS

|                     |  |
|---------------------|--|
| Unit Measurements   | 9.0" W x 9.7" H x 4" D<br>234 mm x 246 mm x 100 mm |
| Weight              | 10 lbs / 4.55kgs                                   |
| Shipping Dimensions | 13" L x 12" W x 8" H<br>330 mm x 305 mm x 203 mm   |

## SPECIFICATIONS

Nova 1® hand dryers shall be manufactured by or for Nova® Hand Dryers to include cover of die cast Aluminum with white epoxy enamel. Motor shall be thermally protected brush type with minimum 7500 RPM with a single shaft. Dryer shall deliver 134 cubic feet per minute of air volume (6400 LFM), and shall be activated by an infrared sensor, and controlled by a microprocessor that allows multi-voltage application (100 VAC to 240 VAC - 50 or 60 Hz). Dryer shall be surface mounted, and Nova 1® must not protrude more than 4 inches from the wall when hard-wired. Plug-in units shall be equipped with a 6 foot long cord and three-prong conductor plug, and shall include mounting bracket and hardware. Plug-in units available only in 120 VAC, 60 Hz for use with common wall outlets. Nova® Hand Dryer shall be listed under reexamination service of Underwriters Laboratories, Inc.



# NOVA 2® HAND DRYERS

Nova 2® hand dryers are multi-voltage units (100 VAC to 240 VAC) that are suitable for light traffic areas and are quiet.



Nova 2® - 0930  
Automatic Surface Mounted

*Nova Series*

**NOVA 2® FEATURES**

Surface mounted, automatic activation

Thermally protected motor, tamper resistant screws

Nova 2® has dual blowers for maximum output

Sound level of 73dB

**WARRANTY**  
5 year limited

## MODEL NUMBERS

| COVER COLOR             | MOUNTING OPTIONS | 120 volt      |
|-------------------------|------------------|---------------|
|                         |                  | Models        |
| White                   | Surface          | 0930          |
| Brushed Stainless Steel | Surface          | 093079        |
| ELECTRICAL              | Volts            | 120, 208, 240 |
|                         | Amps             | 15, 9, 10     |
|                         | Watts            | 2300          |
|                         | Hertz            | 60 or 50      |

## MEASUREMENTS

|                     |  |
|---------------------|--|
| Unit Measurements   | 14" W x 10" H x 4" D<br>356 mm x 254 mm x 100 mm |
| Weight              | 12 lbs / 5.5 kgs                                 |
| Shipping Dimensions | 16" L x 13" W x 8" H<br>406 mm x 330 mm x 203 mm |

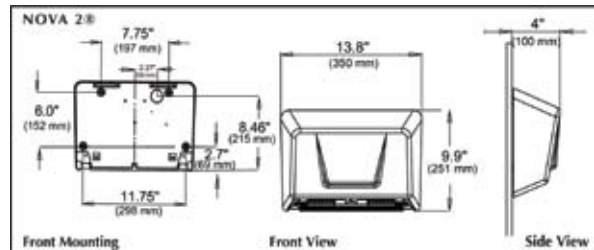
## SPECIFICATIONS

Nova 2® hand dryers shall be manufactured by or for Nova® Hand Dryers to include cover of drawn steel with porcelain enamel or drawn brushed finish 304 stainless steel. Motor shall be thermally protected brush type with minimum 7500 RPM with double shaft. Dryer shall contain dual blowers and deliver 220 cubic feet per minute of air volume (5300 LFM), and shall be activated by an infrared sensor, and controlled by a microprocessor that allows multi-voltage application (100 VAC to 240 VAC - 50 or 60 Hz). Dryer shall be surface mounted. Nova® Hand Dryers shall be listed under reexamination service of Underwriters Laboratories, Inc.



## INSTALLATION

Nova® hand dryers require a dedicated 20 AMP circuit, and must be properly grounded. GFI Circuit protection is recommended. One side of dryer should be mounted to a stud.



# NOVA 4<sup>®</sup> HAND DRYERS

The Nova 4<sup>®</sup> hand dryer is durable and vandal resistant. These hand dryers are available for surface or recessed mounting.

## MODEL NUMBERS

| COVER COLOR | MOUNTING OPTIONS | 120 volt Models    | 208/240 volt Models      | 120 volt Inst. Model * |
|-------------|------------------|--------------------|--------------------------|------------------------|
| White       | Surface          | 0412<br>0410, 0411 | 0422<br>0420, 0421, 0480 | 0512<br>0511           |
| White       | Recessed         | 0712<br>0710, 0711 | 0722<br>0720, 0721, 0780 |                        |
| ELECTRICAL  | Volts            | 120                | 208/240                  | 120                    |
|             | Amps             | 15                 | 9                        | 15                     |
|             | Watts            | 1800               | 1800                     | 1800                   |
|             | Hertz            | 60                 | 60                       | 60                     |

## MEASUREMENTS

\* Institutional model includes top knockout for surface wiring installation.

| Unit Measurements   | Surface  | 12.3" W x 9.2" H x 9.5" D<br>312 mm x 234 mm x 241 mm |
|---------------------|----------|---|
|                     | Recessed | 12" W x 8" H x 5.9" D<br>305 mm x 203 mm x 150 mm     |
| Weight              | Surface  | 27 lbs / 12.27 kgs                                    |
|                     | Recessed | 22 lbs / 10 kgs                                       |
| Shipping Dimensions | Surface  | 14" L x 11" W x 13" H<br>356 mm x 279 mm x 330 mm     |
|                     | Recessed | 14" L x 11" W x 13" H<br>356 mm x 279 mm x 330 mm     |

# NOVA 5<sup>®</sup> HAND DRYERS

The Nova 5<sup>®</sup> hand dryer is available in surface mounted with an optional recessing kit. The push button model is available with an adjustable timing feature.

## MODEL NUMBERS

| COVER COLOR | ACTIVATION  | 120 volt Models          | 208/240 volt Models      |
|-------------|-------------|--------------------------|--------------------------|
| White       | Push Button | 0112<br>0110, 0111       | 0122<br>0120, 0180, 0121 |
| Chrome      | Push Button | 011299                   | 012299                   |
| White       | Automatic   | 0212<br>0210, 0180, 1121 | 0222<br>0220, 0280, 0221 |
| Chrome      | Automatic   | 011299                   | 022299                   |
| ELECTRICAL  | Volts       | 120                      | 208/240                  |
|             | Amps        | 15                       | 7.5                      |
|             | Watts       | 1800                     | 1800                     |
|             | Hertz       | 60                       | 60                       |

| RECESSED KIT | White Trim  | 37-058500 |
|--------------|-------------|-----------|
| Steel Box    | Chrome Trim | 37-058589 |

## MEASUREMENTS

| Unit Measurements   | Surface                 | 12" W x 8.7" H x 9.4" D<br>305 mm x 221 mm x 239 mm  |
|---------------------|-------------------------|--|
|                     | Recessed                | 15" W x 13.2" H x 5.9" D<br>381 mm x 335 mm x 150 mm |
| Weight              | Surface                 | 18 lbs / 8.18 kgs                                    |
|                     | Recessed                | 29 lbs / 13.2 kgs                                    |
| Shipping Dimensions | Surface                 | 13" L x 10" W x 11" H<br>330 mm x 254 mm x 279 mm    |
|                     | Dryer and Recessed Unit | 16" L x 16" W x 4" H<br>406 mm x 406 mm x 100 mm     |



Nova 4<sup>®</sup> - 0412  
Push Button, Surface Mounted



Nova 5<sup>®</sup> - 0112  
Push Button, Surface Mounted

## NOVA 4<sup>®</sup> and NOVA 5<sup>®</sup> FEATURES

Low amperage, quiet induction motor

Sound level of 74dB


Motor is brushless, so no need for brush replacement

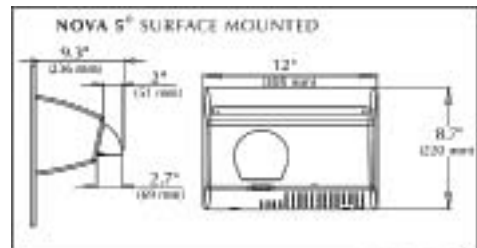
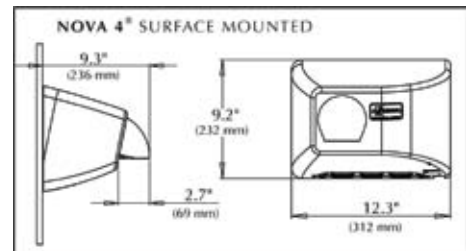
Durable and vandal resistant.

### WARRANTY

10 year limited, 5 year on sensor

## SPECIFICATIONS

Nova 4<sup>®</sup> & Nova 5<sup>®</sup> hand dryers shall be manufactured by or for Nova<sup>®</sup> Hand Dryers to include a one-piece cover constructed of .20" thick cast iron (Nova 4<sup>®</sup>) finished in white acid-resistant porcelain enamel or .09" thick die cast aluminum finished in brushed chrome plating or epoxy coating (Nova 5<sup>®</sup>). Dryers shall be fitted with 360 degree revolving die cast aluminum nozzles finished in bright chrome plating. Surface-mounted covers shall be fastened by two flat-head, recessed tamper-resistant bolts to a heavy-gauge steel wall plate, which in turn shall be fastened to the wall or a wall box by four concealed mounting bolts. (For recessed dryers only: A steel wall box shall be furnished into which a complete base assembly shall be mounted). The dryer shall be equipped with 15 air intake slots (Nova 4<sup>®</sup>) or 30 air intake slots (Nova 5<sup>®</sup>). The fan shall be protected by an aluminum die cast grating fixed into the blower housing. The entire mechanism shall be internally grounded throughout. The motor shall be brushless, 1/10 H.P., 3200 RPM, thermally protected. The fan shall be a large single inlet centrifugal type contained in an aluminum die cast housing. It shall deliver 148 cubic feet per minute of air volume (4700 LFM) and shall be mounted directly on the motor shaft. The heating element of nichrome wire shall be mounted on the air intake. It shall be protected by an automatic resetting circuit breaker (25 AMP) which shall open whenever the air flow is cut off and shall close when the flow of air is resumed. The element shall produce an air temperature of 142 F at a 72 F ambient room temperature. The dryer shall be equipped with an infrared sensor which will allow the dryer to start automatically when hands are placed underneath the air nozzle, and to stop automatically when the hands are removed. For push button dryers (Nova 5<sup>®</sup> only), timer shall be micro-chip based and micro-switch activated. It shall be adjustable to allow for the required time cycle setting. Nova<sup>®</sup> Hand Dryers shall be listed under reexamination service of Underwriters Laboratories, Inc. 



# NO TOUCH™ & AIRSPEED™ HAND DRYERS

The No Touch™ and Airspeed™ hand dryers are designed for lighter traffic areas. The quiet induction motor is brushless - no need to replace brushes!



**No Touch™ NT**  
Automatic, Recess Mounted  
with KNTR Recess Kit



**Airspeed™ WA**  
Push Button, Surface Mounted

## NO TOUCH™ and AIRSPEED™ FEATURES

- Tamper resistant screws lock cover securely to base
  - Resilient motor mounting rings and factory-lubricated, self-aligning bearings for long motor life
  - Dynamically balanced blower wheel for vibration-free running
  - Thermo shut-off safety features controlled by an internal thermostat
  - Sound level of 71dB
  - Designed for light traffic or noise sensitive areas
- WARRANTY**  
2 year limited

## MODEL NUMBERS

| BODY COLOR | ACTIVATION  | 120 volt, 17 amp Models | 120 volt, 13 amp Models | 208/240 volt Models | 220 volt / 50 Hz Export |
|------------|-------------|-------------------------|-------------------------|---------------------|-------------------------|
| White      | Automatic   | NT126-005               | ---                     | NT246-005           | NT235-005               |
| Chrome     | Automatic   | NT126-004               | ---                     | NT246-004           | NT235-004               |
| White      | Push Button | WA126-002               | WA126-202               | WA246-002           | WA235-002               |
| Chrome     | Push Button | WA126-001               | WA126-201               | WA246-001           | WA235-001               |

| ELECTRICAL | Volts | 120  | 120  | 208/240 | 230  |
|------------|-------|------|------|---------|------|
|            | Amps  | 17   | 13   | 8.5     | 8    |
|            | Watts | 2000 | 1500 | 2000    | 1800 |
|            | Hertz | 60   | 60   | 60      | 50   |

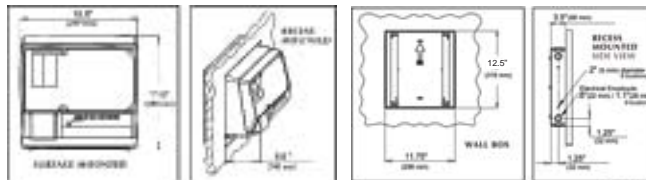
| RECESSING KIT                  | KNTR-973 | KNTR-973 | KNTR-973 | KNTR-973 |
|--------------------------------|----------|----------|----------|----------|
| Stainless Steel, ADA Compliant |          |          |          |          |

## MEASUREMENTS

|                     |          |  |
|---------------------|----------|--|
| Unit Measurements   | Surface  | 10.9" W x 11.6" H x 7.5" D<br>277 mm x 295 mm x 191 mm |
|                     | Recessed | 12.7" W x 13.5" H x 5.5" D<br>323 mm x 343 mm x 140 mm |
| Weight              | Surface  | 22 lbs / 10 kgs  |
|                     | Recessed | 31 lbs / 14.09 kgs                                     |
| Shipping Dimensions | Surface  | 13" L x 12" W x 9.5" H<br>330 mm x 305 mm x 241 mm     |
|                     | Recessed | 16" L x 15" W x 14" H<br>406 mm x 381 mm x 356 mm      |

## SPECIFICATIONS

Airspeed™ and No Touch™ hand dryers shall be manufactured by or for World Dryer® Corporation to include housing of .08" thick die cast aluminum. Front panel shall be in ebony gloss for the NoTouch™ and brushed aluminum for the Airspeed™. Housing to be finished with chrome plating or white epoxy paint. Motor shall be of shaded pole (brushless) type operating at maximum 3200 RPM at rated load, delivering 98 cubic feet per minute of air volume (5300 LFM). Timer shall be electromechanical cam style with 25 amp rated switch to operate dryer for 30 seconds on push button units. No Touch™ dryers shall be activated by means of an infrared emitting/ receiving electronic control device. Recessed kits will include a 16 gauge steel wall-mounting box. Hand dryers shall be listed under reexamination service of Underwriters Laboratories, Inc.



## INSTALLATION

Hand dryers require a dedicated 20 AMP circuit, and must be properly grounded. GFI Circuit protection is recommended. One side of dryer should be mounted to a stud.

# ELECTRIC-AIRE™ LE HAND DRYERS

*Electric-Aire*



Electric-Aire LE1-974

Sleek design hand dryer with powder coated baked enamel featuring an ultra quiet induction motor.

- LE FEATURES**
- Two tamper-resistant screws lock cover
  - Made of corrosion resistant materials
  - Rubber noise-isolating mounting
  - Sound level of 70dB
  - Activates automatically
- WARRANTY - 2 year limited**

## SPECIFICATIONS

Model LE1, LE4 and LE48 shall be manufactured by or for World Dryer® Corporation to include a cover of die cast aluminum. Motor shall be induction type operating at 3360 RPM at rated load. Dryer shall deliver 108 cubic feet per minute of air volume (3900 LFM). Dryer shall be activated by means of an infrared emitting/receiving electronic control device, automatically detecting hands when present. Hand dryer shall be listed under reexamination service of the Underwriters Laboratories, Inc. & certified per Canadian Standards Association.

## MODEL NUMBERS

| COVER COLOR | 115 volt Models | 230 volt Models | 220 volt / 50 Hz Export |
|-------------|-----------------|-----------------|-------------------------|
| White       | LE1-974         | LE4-974         | LE48-974                |

| ELECTRICAL | Volts | 115  | 230  | 230  |
|------------|-------|------|------|------|
|            | Amps  | 13   | 6.5  | 6.5  |
|            | Watts | 1500 | 1500 | 1500 |
|            | Hertz | 60   | 60   | 50   |

## MEASUREMENTS

|                     |   |
|---------------------|---|
| Unit Measurements   | 11.2" H x 8.8" W x 5.9" D<br>284 mm x 224 mm x 150 mm |
| Weight              | 11 lbs / 5 kgs  |
| Shipping Dimensions | 13" L x 12" W x 9" H<br>330 mm x 305 mm x 229 mm      |

# Airstyle™ MODEL B HAIR DRYERS

The Airstyle™ hair dryers feature a safe and energy efficient, high powered 80 second drying cycle. Designed for use in health clubs, locker rooms, and schools.



Airstyle™ B-974  
Push Button, Surface Mounted

## MODEL NUMBERS

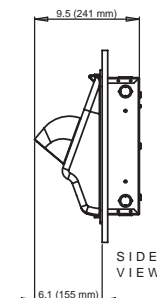
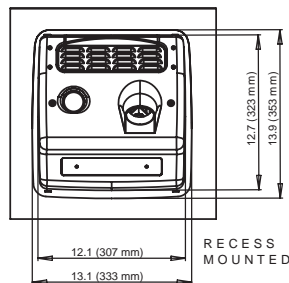
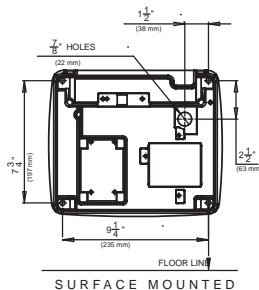
| COVER MATERIAL  | COVER COLOR | MOUNTING OPTIONS | 115 volt, 20 amp Models | 115 volt, 15 amp Models | 208/230 volt Models | 277 Volts Models | 220 volt / 50 Hz Export |
|-----------------|-------------|------------------|-------------------------|-------------------------|---------------------|------------------|-------------------------|
| Cast Iron       | White       | Surface          | B-974                   | B1-974                  | B3-974              | B7-974           | B38-974                 |
|                 | Beige       | Surface          | B-468                   | B1-468                  | B3-468              | B7-468           | B38-468                 |
|                 | White       | Recessed         | RB-Q974                 | RB1-Q974                | RB3-Q974            | RB7-Q974         | RB38-Q974               |
|                 | Beige       | Recessed         | RB-Q468                 | RB1-Q468                | RB3-Q468            | RB7-Q468         | RB38-Q468               |
| Stamped Steel   | White       | Surface          | B-974                   | B1-974                  | B3-974              | B7-974           | B38-974                 |
| Stainless Steel | Polished    | Surface          | B-972                   | B1-972                  | B3-972              | B7-972           | B38-972                 |
|                 | Brushed     | Surface          | B-973                   | B1-973                  | B3-973              | B7-973           | B38-973                 |

| ELECTRICAL | Volts | 115  | 115  | 208/230 | 277  | 230  |
|------------|-------|------|------|---------|------|------|
|            | Amps  | 20   | 15   | 10      | 8.5  | 10   |
|            | Watts | 2300 | 1725 | 2300    | 2300 | 2300 |
|            | Hertz | 60   | 60   | 60      | 60   | 50   |

ACTIVATION: The Model B is only available with push button activation

## MEASUREMENTS

|                     |                    |   |
|---------------------|--------------------|---|
| Unit Measurements   | Surface            | 11.3" W x 9.6" H x 8.1" D<br>287 mm x 244 mm x 206 mm |
|                     | Recessed           | 13.18" W x 13.8" H x 4" D<br>335 mm x 351 mm x 100 mm |
| Weight              | Cast Iron Surface  | 29 lbs / 13.18 kgs                                    |
|                     | Cast Iron Recessed | 35 lbs / 15.91 kgs                                    |
|                     | Steel Surface      | 18 lbs / 8.18 kgs                                     |
| Shipping Dimensions | Surface            | 13" L x 10" W x 11.5" H<br>330 mm x 254 mm x 292 mm   |
|                     | Recessed           | 15" L x 15" W x 11.2" H<br>381 mm x 381 mm x 284 mm   |



## SPECIFICATIONS

Airstyle™ Model B Series industrial hair dryers shall be manufactured by or for World Dryer® Corporation to include a 1/4" thick cast iron with porcelain enamel, 14 gauge thick epoxy coated Cold Rolled Steel, or 14 gauge thick polished or brushed 304 stainless steel. Motor shall be of universal type, 1/10 hp at 7500 RPM. Dryer shall deliver 200 CFM (7300 LFM) of warm air volume. Dryers shall be activated by means of a push button control device. Timer shall be cam operated electro-mechanical type, designed to operate the hair dryer for no less than 80 seconds after activation. Chrome plated nozzle to revolve 360 degrees. Recessed units will include a 16-gauge steel wall-mounting box. Hair dryer shall be listed under the reexamination service of Underwriters Laboratories, Inc.

## INSTALLATION

Airstyle™ hair dryers require a dedicated 20 AMP circuit, and must be properly grounded. GFI Circuit protection is recommended. One side of dryer should be mounted to a stud.

## AIRSTYLE™ FEATURES

Push button dryer features a safe and energy efficient, high powered 80 second drying cycle

Available in surface or recessed mounted

Provides a convenient amenity that is highly vandal-resistant

All models feature swivel nozzles

Sound level of 74dB

WARRANTY  
10 year limited

## MODEL NUMBERS

| 110-120 volt Models | 220 volt / 50 Hz Export |
|---------------------|-------------------------|
| HD3                 | HD5                     |

| ELECTRICAL | Volts      | 110-120            | 220        |
|------------|------------|--------------------|------------|
|            | Amps       | 9.1                | 4.5        |
|            | Watts      | 1000               | 1000       |
|            | Hertz      | 60                 | 50         |
|            | Connection | Cord and ALCI Plug | Hard-Wired |

## MEASUREMENTS

|                     |   |
|---------------------|---|
| Unit Measurements   | 8" H x 23.5" W x 4" D<br>203 mm x 597 mm x 102 mm   |
| Weight              | 6 lbs / 2.73 kgs                                    |
| Shipping Dimensions | 19" L x 8.5" W x 4.8" H<br>483 mm x 216 mm x 122 mm |

# WORLDWIND™ HAIR DRYERS

For lighter use applications, the WorldWind™ hair dryer is a wall-mounted unit that isolates electrical components from accidental water contact. Recommended for hotels, hospitals, and nursing homes.



WorldWind™ HD3  
Surface Mounted

## SPECIFICATIONS

WorldWind™ models HD3 and HD5 shall include a flexible hose permanently attached to direct air flow. Unit shall be equipped with variable temperature drying and shall deliver 45 CFM of air volume at maximum rated voltage. Plug shall have ALCI protection. Unit to be listed under the reexamination service of Underwriters Laboratories, Inc.

## WORLDWIND™ FEATURES

Delivers 1,000 watts of power

Variable temperature control

Safety timer automatically activates when hand piece is removed

WARRANTY  
One year

*DryBaby*

# DRYBABY™ BABY CHANGING STATIONS

The DryBaby™ line is designed to be easily maintained while providing a safe changing surface. These changing stations are durable and built to deliver World Dryer® quality standards.

| MODEL NUMBERS       |          | ABC-300H   | ABC-300V   | ABC-300HS   | ABC-300SR   |
|---------------------|----------|--|--|---|---|
| MOUNTING            |          | Horizontal                                       | Vertical   | Horizontal  | Horizontal  |
|                     |          | Surface  | Surface  | Surface   | Recessed  |
| MATERIAL            | Body     | Polyethylene                                     | Polyethylene                                     | Polyethylene                                      | Polyethylene                                      |
|                     | Exterior |  |  | Brushed Stainless Steel                           | Brushed Stainless Steel                           |
| Unit Measurements   |          | 18" H x 34.5" W<br>457 mm x 876 mm               | 34" H x 19" W<br>864 mm x 483 mm                 | 21.5" H x 37.5" W<br>546 mm x 953 mm              | 18" H x 34.5" W<br>864 mm x 483 mm                |
|                     |          | closed / open                                    | 4" D / 17"<br>100 mm x 432 mm                    | 5.5" D / 34"<br>140 mm x 866 mm                   | 4" D / 17"<br>100 mm x 432 mm                     |
| Weight              |          | 15.5 lbs / 7 kgs                                 | 20.5 lbs / 9.3 kgs                               | 35 lbs / 15.9 kgs                                 | 32 lbs / 14.5 kgs                                 |
| Shipping Dimensions |          | 36" L x 19" W x 6" H<br>914 mm x 483 mm x 152 mm | 36" L x 20" W x 6" H<br>914 mm x 508 mm x 152 mm | 48" L x 27" W x 7" H<br>1219 mm x 686 mm x 178 mm | 41" L x 27" W x 7" H<br>1041 mm x 686 mm x 178 mm |

## MODEL DESCRIPTIONS

**ABC-300H:**  
Horizontal surface mounted with optional safety bracket available for mounting on weaker surfaces.

**ABC-300V:**  
Vertical surface mounting provides added space savings. Changer tray made of Urethane foam-filled for added strength and rigidity.

**ABC-300HS:**  
Horizontal surface mounted with optional recessed mounting kit and a sleek stainless steel exterior.

**ABC-300SR:**  
Horizontal recessed mounted with sleek stainless steel exterior.

**ACCESSORIES**  
May be ordered separately from changing stations.

**ABC-300L:**  
Sanitary Bed Liners. Available in quantities of 500

**ABC-300MB:**  
1 Steel Mounting Reinforcements Bracket. Available for ABC-300H and ABC-300HC Models



ABC-300H  
Horizontal Mounted



ABC-300V  
Vertical Mounted



ABC-300HS/ABC-300SR  
Stainless Steel Exterior

## DRYBABY™ FEATURES

Easy-to-clean polyethylene interior

Safety belt adjustable with one hand

No buckle to catch and break in door

Built-in liner dispenser

Bag hooks on both sides for added convenience

**WARRANTY**  
5 year limited

Mounting heights are measured from the floor to the bottom of the unit.

## MOUNTING HEIGHTS

|          |            | HAND DRYERS |             | HAIR DRYERS |             | BABY CHANGER |
|----------|------------|-------------|-------------|-------------|-------------|--------------|
|          |            | Surface     | Recess      | Airstyle™   | WorldWind™  | DryBaby™     |
| ADULTS   | Men        | 46" (117cm) | 42" (107cm) | 68" (172cm) | 58" (147cm) | 34" (86cm)   |
|          | Women      | 44" (112cm) | 40" (102cm) | 59" (150cm) | 58" (147cm) | 34" (86cm)   |
|          | Disabled   | 37" (94cm)  | 34" (86cm)  | 40" (102cm) | 38" (86cm)  | 34" (86cm)   |
| CHILDREN | ages 3-7   | 32" (81cm)  | 28" (71cm)  | 41" (104cm) | 58" (147cm) | 34" (86cm)   |
|          | ages 8-10  | 36" (91cm)  | 32" (81cm)  | 48" (122cm) | 58" (147cm) | 34" (86cm)   |
|          | ages 11-13 | 40" (102cm) | 36" (91cm)  | 54" (132cm) | 58" (147cm) | 34" (86cm)   |
|          | ages 14-17 | 44" (116cm) | 40" (102cm) | 59" (150cm) | 58" (147cm) | 34" (86cm)   |



**WORLD DRYER**

5700 McDermott Drive

Berkeley, IL 60163

www.worlddryer.com

800-323-0701 708-449-6950 fax: 708-449-6958